

THE GREATEST ROCKWELL YET

PROSCENIUM

AT ROCKWELL

*Artist's Illustration





*Actual photo

The Greatest Rockwell Yet

Rockwell Land has established its reputation over the past 20 years with its creation of the Rockwell Lifestyle. Beyond building towers and townhomes, Rockwell master-plans communities. Each of these communities reflects the Rockwell vision of a safe and beautiful environment where residents can work, play, and rest at their comfort and convenience.

Rockwell Land is also well known as an innovator in its field, being the first to build such communities with mixed-use developments, and the first to provide 100% back-up power to its residents. The future promises only more innovations and even more towering accomplishments for this self-assured developer.



*Actual photo

The Rockwell Center Expansion

With the rise of the Proscenium, Rockwell Center will be growing another 3.6 hectares from its current 15.5 hectares. This much-anticipated addition to the Rockwell Lifestyle will be built with comfort, accessibility and convenience in mind.

A new pedestrian walk bridge will be built to directly connect the Proscenium to the Power Plant Mall, while roads will be further developed and expanded to ensure traffic flow remains smooth.



*Artist's Illustration

Proscenium

The Proscenium is set to redefine the Rockwell skyline with its iconic silhouette. All four residential towers will be crowned with distinctive sails envisioned by Architect Carlos Ott. A performing arts theatre completes the 3.6 hectare property and serves as the inspiration for the name of the entire development. Beyond its architectural beauty and cultural significance, the Proscenium will elevate the Rockwell lifestyle to even greater heights. Its commercial area will have exclusive shops and boutiques that will cater to the residents' every taste. The expansive amenities deck will be an urban sanctuary of leisure and serenity.



*Artist's Illustration


“Impossible to
go to the moon?
Go to the sun.”

— Carlos Ott

Rockwell Land has made a name for itself by defying expectations. Beginning with creating a dynamic city from the ground up, Rockwell has since been at the forefront of development innovations, daring where others only dreamed.

So for the greatest Rockwell yet, one of the world's most visionary architects was selected to head the project.

The Uruguayan-born architect, Carlos Ott, first burst into the global scene when his design for the rebuilding of L'Opera de la Bastille in Paris was chosen among 744 entries from architects around the world. He has since designed some of the most ambitious and distinctive buildings from Shanghai to Toronto. In designing the Proscenium, Carlos Ott gave his signature flare while grounding it in local, modern culture. “At the end of the day, what I will be designing for Rockwell [should] be a Manila — a Filipino project.”



L' Opera de la Bastille, Paris



Hangzhou Grand Theatre, China

*Actual photo



Wenzhou Grand Theatre, China

*Actual photo

*Actual photo

An architectural rendering of a modern performing arts and retail center at dusk. The building features a large, curved, illuminated facade with warm interior lights visible through the glass. In front of the building is a large, open plaza with a circular, tiered seating area. The plaza is covered by a white, curved, illuminated canopy structure supported by several white columns. The seating area is surrounded by trees and palm trees. People are walking around the plaza, and a yellow car is parked in the foreground. Tall skyscrapers are visible in the background.

Performing Arts Theatre & Retail Center

The Proscenium's Performing Arts Theater will become the new hub for culture and the arts in Makati. An audience of over 500 can be seated in the theater that will showcase the best local and international acts. A vibrant retail area adjacent to the theater will feature the best in shopping and dining.

Outdoor Amenity Deck

The Proscenium is much more than just a residential development. It approaches its residents' lifestyle holistically, ensuring that the conveniences and comforts they desire can all be met within the property.

The outdoor amenity deck will measure almost a hectare, and will have beautifully manicured gardens, a grand lawn, an outdoor court, several swimming pools, from a splash pad to a floating river, a jogging path and much more. Here you can pursue leisure at your pleasure.

It's your serene space in a frenetic city.





Indoor Amenities

The exceptional indoor amenities, including fully equipped gyms, will satisfy the fitness enthusiast. The library will provide an ideal quiet space when one wishes to relax with a book. A day care will offer hours of fun and learning for your little ones. There will also be elegant function rooms that are perfect for any occasion or get-together you may be planning.



*Artist's Illustration



*Artist's Illustration



*Artist's Illustration

The 4 Residential Towers

Each tower will have its own distinct charm. The different unit types, from the studio to the three-bedroom apartment, will all be spacious and well-appointed. The diverse unit cuts will provide a perfect home suited to your needs.

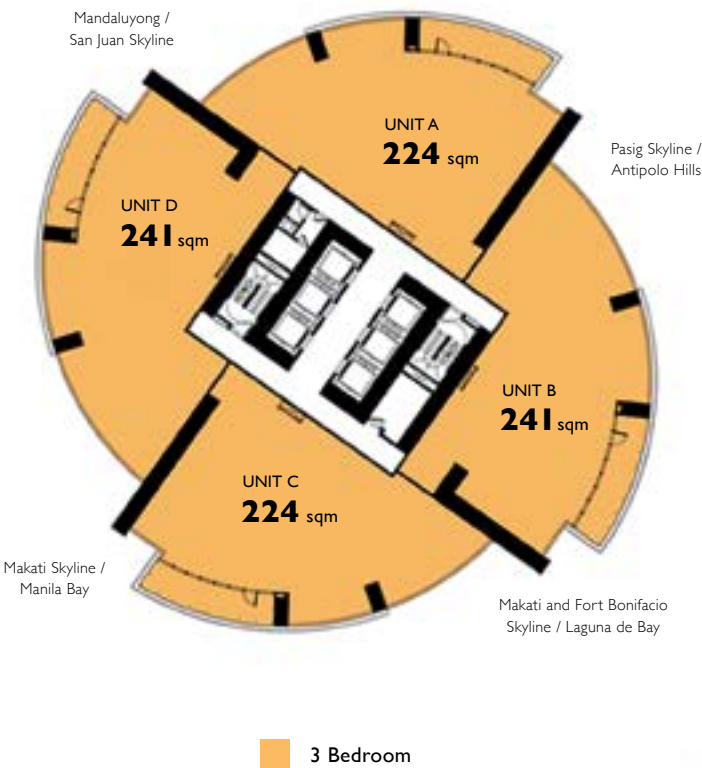


- Kirov
- Sakura
- Lincoln
- Lorraine

Kirov

The 56-storey high Kirov will prize privacy and exclusivity. Each floor will only have 2 to 4 units, with a total of 178 units. 154 of those units will have three bedrooms. There will also be 18 three-bedroom penthouses, and 6 four-bedroom penthouses, each with a spacious den.

Typical Level Plan



Areas indicated are for the high zone levels.

Unit C Floor Plan



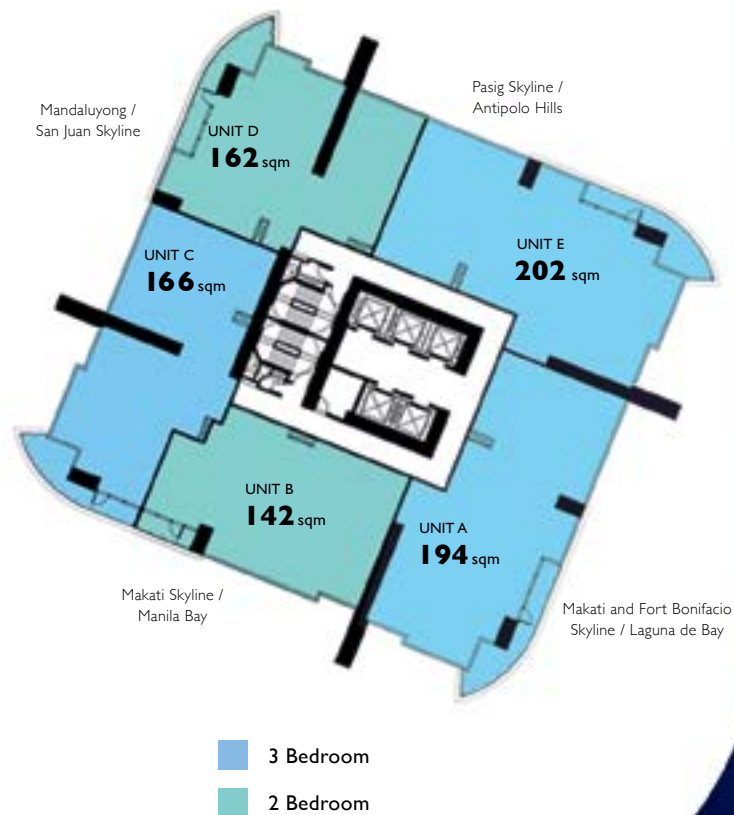
3 Bedroom
224 sqm



Sakura

The 51-storey Sakura will be the second to rise. Only 2 to 5 units will occupy a floor so residents are ensured of the utmost privacy. The tower will be home to 80 two-bedroom units, 118 three-bedroom units, and 12 four-bedroom units for a total of 210 units.

Typical Level Plan



Unit C Floor Plan



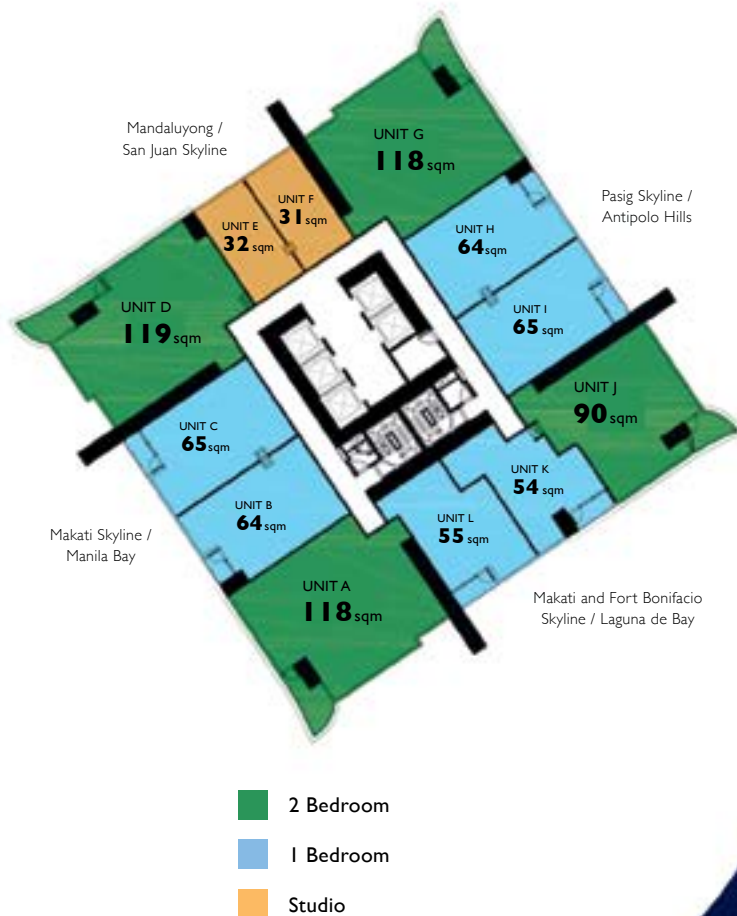
3 Bedroom
166 sqm



Lincoln

Rising 47 floors, the Lincoln will be fitted to the various needs of the different residents. The third tower will feature diverse unit cuts, with 130 studio units, 210 one-bedroom units, and 159 two-bedroom units, for a total of 499 units.

Typical Level Plan



Unit D Floor Plan



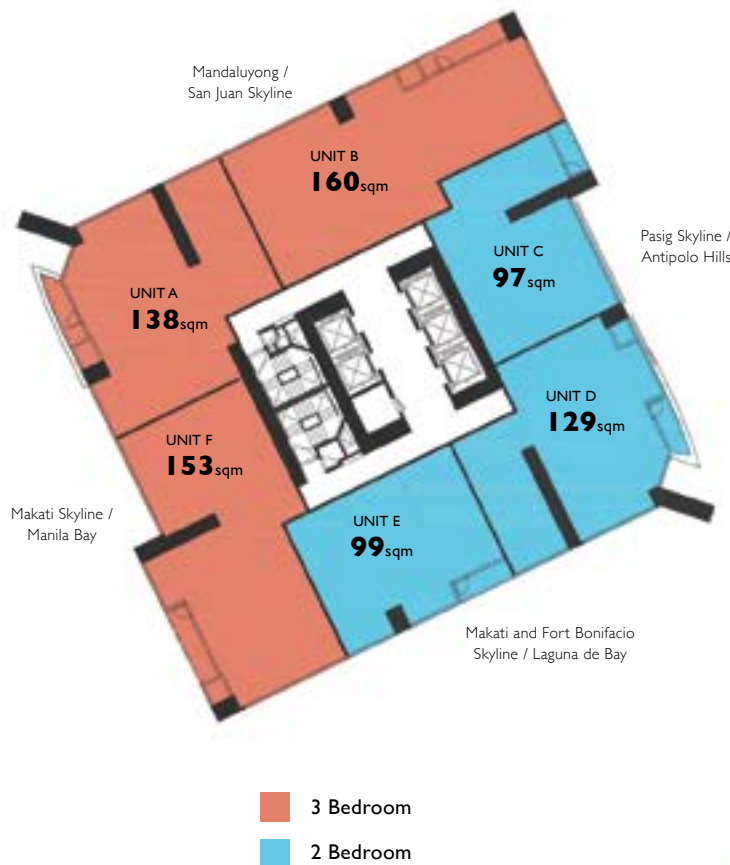
2 Bedroom
119 sqm



Lorraine

The Lorraine crowns premium living for the discerning few as it offers spacious unit cuts that range from 77 two-bedroom units, 104 three-bedroom units, and 10 four-bedroom units that are well distributed across 45 floors.

Typical Level Plan



Areas indicated are for the low zone levels.

Unit B Floor Plan



3 Bedroom
160 sqm



Unit Finishes

Kirov, Sakura & Lorraine

Living & Dining Areas

FLOOR
Engineered Wood

WALL
Paint with Wood Baseboard

All Bedrooms

FLOOR
Engineered Wood

WALL
Paint with Wood Baseboard

CLOSET
Veneer

Kitchen

FLOOR
300mm x 600mm Porcelain Tiles

WALL
Paint

CABINETRY
High-gloss Veneer

COUNTERTOP
Natural Stone with 150mm high
stone splashboard

OTHERS

- Built-in Oven
- Cooktop
- Range Hood
- Refrigerator
- Single-bowl Sink with Single-hole
Gooseneck Faucet

Master Toilet & Bath

FLOOR
Natural Stone

WALL

- Full-height Natural Stone/Agglomerate for Shower Area only
- Paint with 1 meter high Natural Stone/
Agglomerate for other areas

COUNTERTOP
Natural Stone

CABINETRY
High-gloss

MIRROR
Included

PLUMBING FIXTURES & FITTINGS

- Duravit under counter lavatory or approved equal
- Hansgrohe Rain Shower or approved equal
- Glass Shower Enclosure with door 2.10m high
from Finish Floor line
- Duravit Water Closet or approved equal
- Hansgrohe Mixer or approved equal



*Actual photo of upgraded model unit

Toilet & Bath 2

FLOOR
300mm x 600mm Porcelain Tiles

WALL

- Natural Stone for Shower Area only
- Paint with 150mm high Natural Stone
Baseboard for other areas

COUNTERTOP
Natural Stone

CABINETRY
High-gloss

MIRROR
Included

PLUMBING FIXTURES & FITTINGS

- Duravit under counter lavatory or
approved equal
- Gessi Mixer or approved equal
- Gessi Rain Shower or approved equal
- Glass Shower Enclosure with door 2.10m
high from Finish Floor line
- Duravit Water Closet or approved equal

Toilet & Bath 3 & 4

FLOOR
300mm x 600mm Porcelain Tiles

WALL

- 4" x 4" Ceramic Tiles for Shower Area only
- Paint with 2 layers of 4" x 4" Ceramic Tile
Baseboard for other areas

COUNTERTOP
Natural Stone

CABINETRY
High-gloss

MIRROR
Included

PLUMBING FIXTURES & FITTINGS

- Duravit under counter lavatory or
approved equal
- Gessi Mixer or approved equal
- Gessi Rain Shower or approved equal
- Glass Shower Enclosure with door 2.10m
high from Finish Floor line
- Duravit Water Closet or approved equal

Powder Room

FLOOR
Natural Stone

WALL
Paint with 100mm Natural Stone
Baseboard

COUNTERTOP
Natural Stone

CABINETRY
High-gloss

MIRROR
Included

PLUMBING FIXTURES & FITTINGS

- Duravit under counter lavatory
or approved equal
- Hansgrohe Mixer or
approved equal
- Duravit Water Closet or
approved equal

Unit Finishes

Lincoln



Living & Dining Areas

FLOOR
Engineered Wood

WALL
Paint with Wood Baseboard

All Bedrooms

FLOOR
Engineered Wood

WALL
Paint with Wood Baseboard

CLOSET
Veneer

Master Toilet & Bath

(2-Bedroom Units)

FLOOR
300 x 600mm Homogeneous Tiles

WALL

- Full-height Natural Stone for Shower Area only
- Paint with 1-meter high Natural Stone/Agglomerate for other areas

COUNTERTOP
Natural Stone

CABINETY
High-Gloss

MIRROR
Included

PLUMBING FIXTURES & FITTINGS

- Duravit under counter lavatory or approved equal
- Hansgrohe Rain Shower or approved equal
- Glass Shower Enclosure with door 2.10m high from Finish Floor line
- Duravit Water Closet or approved equal
- Hansgrohe Mixer or approved equal

Kitchen

FLOOR
300 mm x 600 mm Porcelain Tiles

WALL
Paint

COUNTERTOP
Natural Stone with 150 mm high stone splashboard

CABINETY
Laminated

OTHERS

- Range Hood
- Single-bowl Sink
- Built-in oven, Cooktop, Refrigerator (for units larger than 100sqm only)

Toilet & Bath 1

(Common Toilet & Bath, 1-Bedroom and Studio Units)

FLOOR
300 x 600mm Porcelain Tiles

WALL

- 600 x 600 mm Porcelain Tiles for Shower Area
- Paint with 150 mm high Tile Baseboard for other areas

COUNTERTOP
Natural Stone

CABINETY
High-Gloss

MIRROR
Included

PLUMBING FIXTURES & FITTINGS

- Duravit under counter lavatory or approved equal
- Gessi Mixer or approved equal
- Gessi Rain Shower or approved equal
- Glass Shower Enclosure with door 2.10m high from Finish Floor line
- Duravit Water Closet or approved equal

Building Features

Your Residence's Special Features:

- Separate main entrance and service entrance for Kirov 3-bedroom units
- Full-height windows in the living and dining areas
- Louvered utility with drying area for specific units
- Inverter-type air conditioning system

Your Building:

- High-speed elevators
- Automatic fire alarm, fire detection, and sprinkler systems
- 100% standby emergency power
- Security system complete with electronic access control and closed-circuit TV monitoring
- Basement parking equipped with ventilation system controlled through Carbon Monoxide monitoring

Consultants

Project Team

Architecture

Carlos Ott

Pimentel Rodriguez Simbulan & Partners

Structural Engineers

Sy²+ Associates

MEPF Engineers

One Zone Asia (Philippines) Inc.

Quantity Surveyor

Langdon & Seah Philippines, Inc.

Interior Designers

Guillermo J. Valdez

Erfe & Associates

Cladding Consultant

ALT Cladding, Inc.

Lighting Consultant

Christine Sicangco Lighting Design, Inc.

Traffic Study

SMDI Consultants, Inc.

Feng Shui

Dr. Andy Tan

Visit our Model Units at the Rockwell Center or call 793-0088
www.prosceniumatrockwell.com

A property developed by  ROCKWELL LAND

© March 2015

HLURB LTS NO. 26971 ENCR-013, July 8, 2013
AA-NCR-15-03-0173
Completion: March 2020
Estrella Corner JP Rizal Streets, Guadalupe Viejo, Makati City